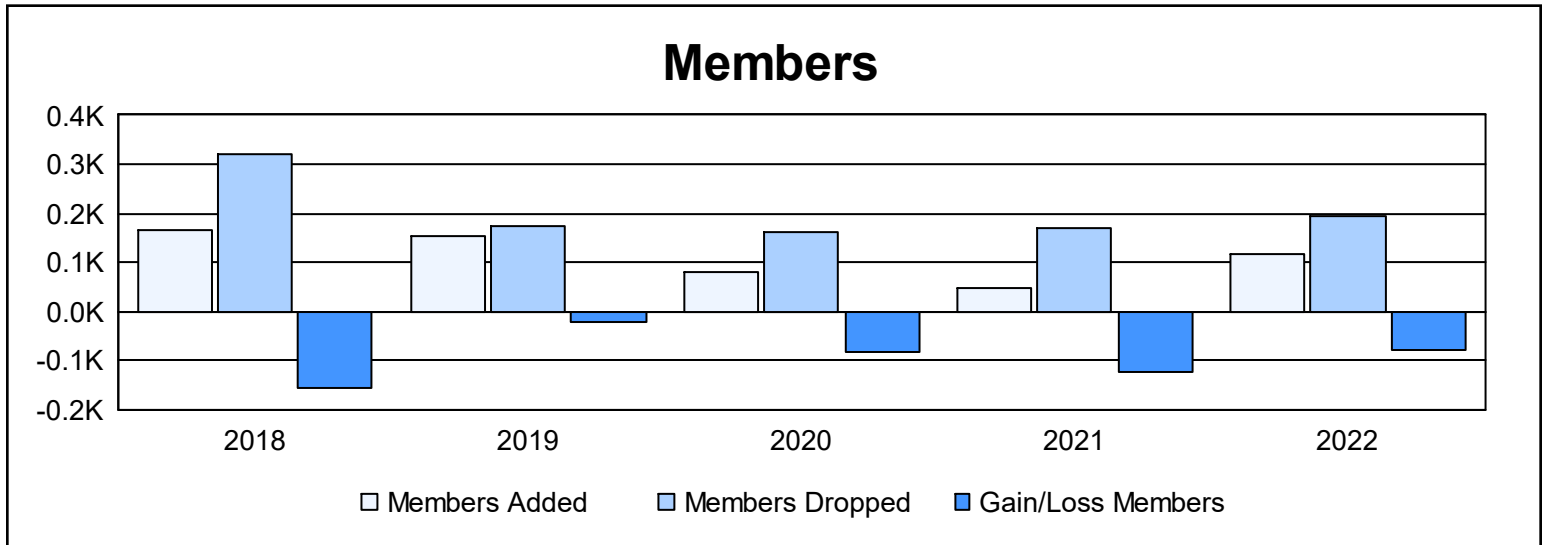
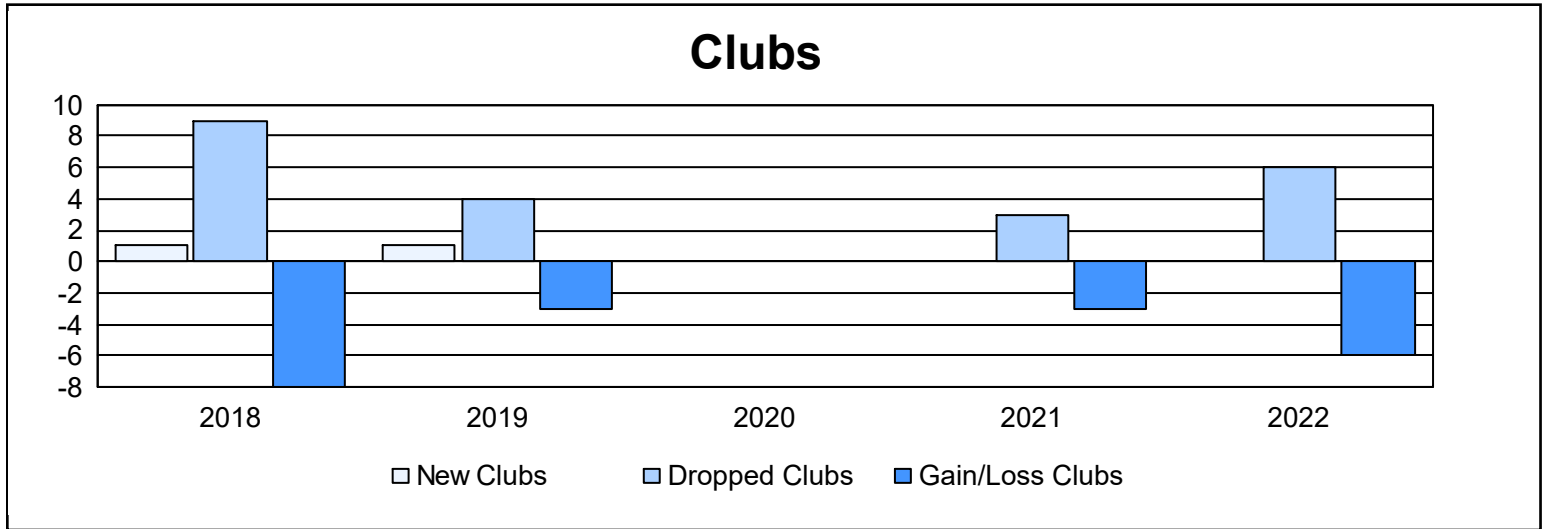
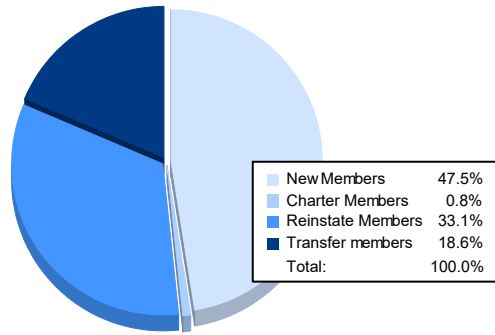


Year	New Clubs	Dropped Clubs	Gain/ Loss Clubs	New Members	Charter Members	Reinstate Members	Transfer Members	Total Member Added	Total Members Dropped	Gain/ Loss Members
2017-2018	1	9	-8	116	28	5	15	164	320	-156
2018-2019	1	4	-3	98	24	14	16	152	174	-22
2019-2020	0	0	0	64	11	3	4	82	163	-81
2020-2021	0	3	-3	33	5	3	5	46	170	-124
2021-2022	0	6	-6	56	1	39	22	118	195	-77
<b>Average</b>	<b>0</b>	<b>4</b>	<b>-4</b>	<b>73</b>	<b>14</b>	<b>13</b>	<b>12</b>	<b>112</b>	<b>204</b>	<b>-92</b>



### Membership Composition June 2022 Cumulative



### Gender Composition June 2022 Cumulative

